

Quilting Made Easy

Westalee
DESIGN

by *Sew Steady*

Crosshair Ruler


8 POINT

12.5" x 12.5"

This is a great tool for marking reference lines to use when creating circular designs where you want even repeats. Use it to centre designs in blocks.

The **Westalee Design 8 Point CROSSHAIR RULER**

is for marking 4 (90°) or 8 (45°) or 16 (22.5°) or 32 (11.25°) reference lines.



Part# WA-CHS8PT-12.5

Quilting Made Easy

Westalee
DESIGN

by *Sew Steady*

Crosshair Ruler


8 POINT

12.5" x 12.5"

This is a great tool for marking reference lines to use when creating circular designs where you want even repeats. Use it to centre designs in blocks.

The **Westalee Design 8 Point CROSSHAIR RULER**

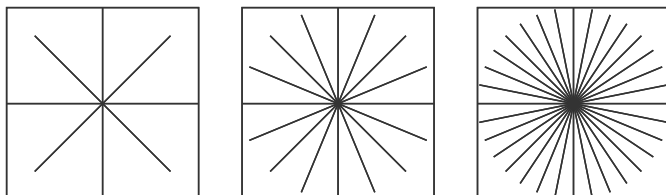
is for marking 4 (90°) or 8 (45°) or 16 (22.5°) or 32 (11.25°) reference lines.



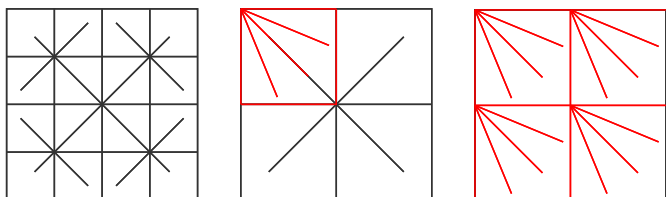
Part# WA-CHS8PT-12.5

CROSSHAIR RULER

Use the **CROSSHAIR RULERS** to mark reference lines to ensure that circular designs are stitched correctly.




Use to locate the centre of blocks.



Also use to mark cross hairs for designs in the corners of blocks.

Use the marking pen of your choosing - designed to be used with pen style chaco liners.


Mark reference lines to create your own designs with **Westalee Design**



Honeycomb
8 Rotations
15.5"

Artisan Curves
Spin-e-fex
Circles on Quilts
Wreaths
Spinning Wheels
Spinning Waves
Straight Rulers
Wave Rulers

Quilt your own Mandala style designs.



Honeycomb
16 Rotations
15.5"

The instructions given are to get you started. Use your imagination and see what amazing designs you can create using Westalee Design Rulers and Templates to enhance your quilts.

For more information on the Westalee Design range of Rulers and Templates for Patchwork and Quilting visit

Westalee Design by Sew Steady

www.sewsteady.com

800-837-3261

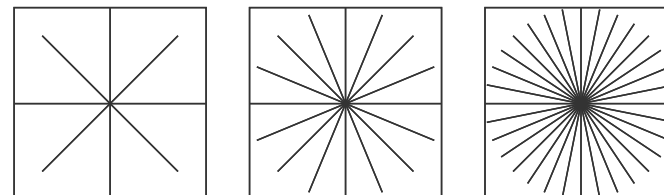
info@sewsteady.com

Scan the QR-Code to view instruction videos

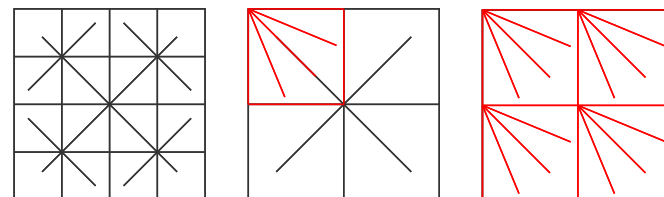


CROSSHAIR RULER

Use the **CROSSHAIR RULERS** to mark reference lines to ensure that circular designs are stitched correctly.




Use to locate the centre of blocks.



Also use to mark cross hairs for designs in the corners of blocks.

Use the marking pen of your choosing - designed to be used with pen style chaco liners.


Mark reference lines to create your own designs with **Westalee Design**



Honeycomb
8 Rotations
15.5"

Artisan Curves
Spin-e-fex
Circles on Quilts
Wreaths
Spinning Wheels
Spinning Waves
Straight Rulers
Wave Rulers

Quilt your own Mandala style designs.



Honeycomb
16 Rotations
15.5"

The instructions given are to get you started. Use your imagination and see what amazing designs you can create using Westalee Design Rulers and Templates to enhance your quilts.

For more information on the Westalee Design range of Rulers and Templates for Patchwork and Quilting visit

Westalee Design by Sew Steady

www.sewsteady.com

800-837-3261

info@sewsteady.com

Scan the QR-Code to view instruction videos

