


BLOCKS & LAYOUT DETAILS

Finished size approx. 35"x35"

TRIAD MINIATURE
COLLECTION
Template Stitch sizes:
1.5"x1"
each design



Cut minimum of 38"x38" - mark each block leaving 1/4" space between blocks for outline stitching

35"

TRIAD MINIATURE OVALS

BLOCK 1-A
1.5" A-B

6" Outside - 3" Inside circles
16 Rotations

BLOCK 1-B
12"x21.5"

2.25"
4"x8"

BLOCK 1-F
12.25"x9.25"

6" Diameter outside
7.75" Diameter for Outer Ring

Works with any A-B combination

BLOCK 1-C
4"x10" 1.5" A-C

BLOCK 1-D
2.5"x10" 1.5" A-B

BLOCK 1-E
4"x10" 1.5" A-C

1.5" A-B

BLOCK 2-A
4"x10" 1.5" A-C

BLOCK 2-B
4"x10" 1.5" A-B

BLOCK 2-C
1.5" A-B

6" Outside circle
16 Rotations

BLOCK 2-D
2.5"x10" 1.5" A-B

BLOCK 2-E
4"x10" 1.5" A-C

BLOCK 2-F
7"x12" 1.5" A-B

6" Design begin with 3" Circle

Repeat of BLOCK 3-E
4"x12"

BLOCK 3-A
4"x10" 1.5" A-C

BLOCK 3-B
4"x10" 1.5" A

BLOCK 3-C
1.5" A-B

6" Outside circle
16 Rotations

BLOCK 3-D
2.5"x10" 1.5" A-B

BLOCK 3-E
4"x10" 1.5" A-C

DMQuilting.com
800-929-8139
© DMQuilting 2022


11/01/2022

TRIAD-MINIATURE COLLECTION

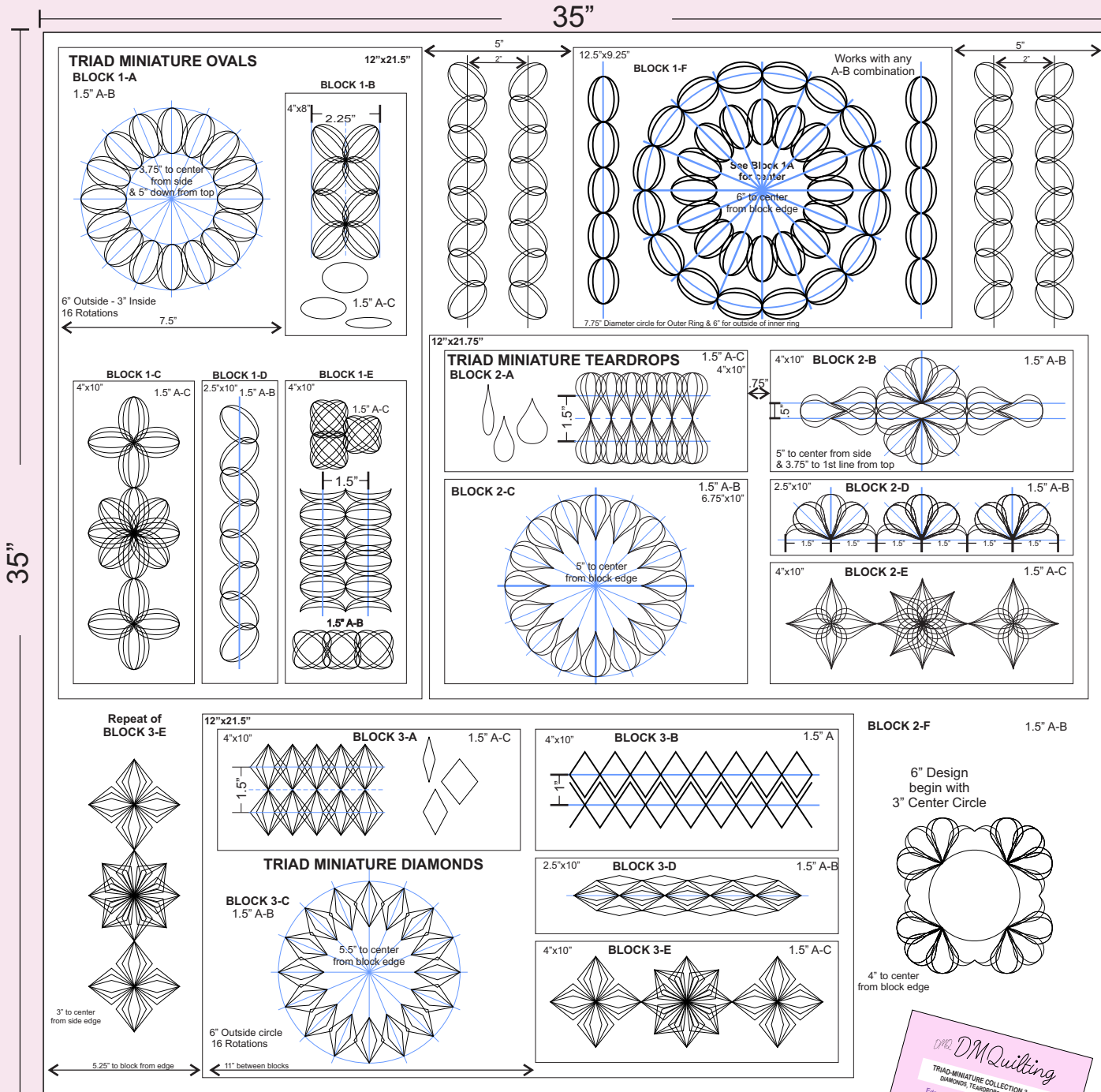
BLOCKS & LAYOUT DETAILS

Finished size approx. 35"x35"

TRIAD MINIATURE
COLLECTION
Template Stitch sizes:
1.5"x1"
each design



Cut minimum of 38"x38" - mark each block leaving 1/4" space between blocks for outline stitching



Allow .5" from outer edge on all sides

